Ferigging®



南通利弘金属制品有限公司
Nantong Link Metal Products Co.,Ltd.
地址:中国江苏南通市如东县岔河镇振河村5组
Add:Group 5 of Zhenhe Village,Chahe Town Rudong County Nantong Jiangsu,China
电话(Tel):0086-51389072268
传真(Fax):0086-513-89071262
邮编(P.C.):226403
网址(http): //www.linkmetal.cn
电子信箱(E-mail):sales@linkmetal.cn

Ferigging®





STAY SAFE,STAY CONNECTED!



南通利弘金属制品有限公司

Nantong Link Metal Products Co.,Ltd.



南通利弘金属制品有限公司创办于1996年，总占地面积30000多平方米，现有职工200余人。

本公司是一家生产各种规格高强度链条及不锈钢焊接链条的专业型厂家。公司拥有一流的专业链条生产技术人才队伍，拥有目前全球处于领先水平的可生产ϕ13mm-26mm的高强度全自动链条流水线八套。从而使链条强度完全达到客户的最高要求。公司各种链条检测设备齐全。公司产品主要有ϕ15mm-50mm不锈钢链条及ϕ5mm-30mm普通焊接链条，产品广泛应用于化工、食品机械、矿山提升、船舶、仓盖、捆扎、牵引、传动葫芦、起重等各种设施。除本公司的标准产品外，还可按照客户要求来样其它标准的链条，实行制作、包装、运输到外贸仓库一条龙服务。产品销往美国、德国等西欧及东南亚各国。

我们的宗旨:质量第一，客户至上，诚实守信，开拓创新。

热忱欢迎海内外客户与我们共同合作。

COMPANY INTRODUCTION

Nantong Link Metal Products Co.,Ltd is a specialized manufacture of various kinds of steel link chains.It was established in 1996 with total area of 30000。Currently there are more than 200 employees.The factory has a professional technician team for nearly 20 years chain industry working experience.The products mainly fall into three parts,one is high tensile chains from 6mm to 30mm,another is stainless steel chains from 1.5mm to 50mm,the other is commercial chain from 1.5mm to 30mm.These products are widely used in lifting,coal mining,fishing,shipping and so on.Besides,we can produce any nonstandard link chains according to client's requirements and drawings.

Our corporation always insist quality first,customer supreme, keep the principle of honesty and trustworthy and maintain the spirit of constant innovation.

General Manager and all stuff sincerely welcome all the customers at home and abroad to visit our factory and establish long term business relationship.

www.linkmetal.cn

愿景 OUR VISION

引领工业链条制造技术，为全球提供高品质产品。
Leading in industrial chain making technology and serving the world with high quality products.

战略 OUR STRATEGY

通过不断的资本投入，建立先进的链条研发、生产、销售中心。
Through continuous capital investment, establishing the advanced chain R&D, manufacturing, distribution centers.

品牌 OUR BRANDS

Link and "利弘"

生产设备 OUR MANUFACTURING FACILITIES

现代化的新车间，总面积30000平方米	Modern built new workshops, total 30000m^2
全自动测试设备	Fully automatic testing equipments
从英国引进的先进技术	The advanced technology from UK

产品 OUR PRODUCTS: G30/G43/G70/G80/G100

6mm–32mm起重吊装链条	6mm–32mm lifting chains/hoisting chains
6mm–30mm 捕渔链/捆绑链	6mm–30mm fishing chains/ lashing chains
1.5mm–50mm不锈钢链条	1.5mm–50mm stainlessteel chains
1.5mm–30mm普通链条	1.5mm–30mm commercial chain
不同的表面处理	Different surface–coating handling capability

管理 OUR MANAGEMENT

完全了解市场需求	We fully understand the real requirements of the market
贯彻执行ISO9001：2008标准	ISO9001:2008 continuous implementation
创造稳定的商业发展模式	Creating a sustainable business development model

承诺 OUR COMMITMENTS

来自中国的品牌产品	Branded Quality products from China
战略伙伴发展策略	Strategic partnership development policy
与战略客户的利益共享成长计划	Benefit–sharing growing scheme with strategic customer



CONTENTS
产品目录

Ⅰ.高强度链条 HIGH TENSILE CHAIN

01 EN818-2 吊装链 EN818-2 Lifting
02 起重链 Lifting Chain-general
03 起重链DIN5687-80 Lifting Chain DIN5687-80
04 捆绑链 Lashing Chain
05 捕渔链 Fishing Chain
06 船用链 Chains for Ship
07 美国标准带钩链条 链条配抓钩(羊角/单眼)
Chain With Clevis/eye Grab Hooks on Both End
08 美国标准带钩链条 USA Standard Chain with Hooks

Ⅱ.普通链条 COMMERCIAL CHAIN

10 英制普通链条 Ordinary Mild Steel Link Chain
12 美国标准链条ASTM80 ASTM80 Standard Link Chain
13 美国标准链条NACM90 NACM90 Standard Link Chain
14 美国标准链条NACM96 NACM96 Standard Link Chain
15 美国标准链条NACM2003 NACM2003 Standard Link Chain
16 德国标准链条 Germany Standard Link Chain
20 澳大利亚标准链条 Australian Standard Link Chain
22 挪威标准链条 Norwegian Standard Link Chain
23 意大利标准链条 Italia Standard Link Chain
23 日本标准链条 Japanese Fishing Link Chain
24 韩国标准链条 Korean Standard Link Chain
25 扭链 Twist Chain
25 机制直型链 Straight Chain
26 塑料链 Plastic Chain
26 链条配件 Chain Accessaries
27 穿心链 Passing Link Chain
27 水泵链 Pump lifting chain
28 椭圆链 Oval link Chain
28 锁链 Security Chain
28 花篮链 Flower Pot Chain
28 秋千链 Swing Chain
29 不焊接链条 Weldless Chain
31 不锈钢链条 Staniless Steel Link Chain Sus304/316
32 动物链条 Animal Chain
33 结扣 "C"型环 外丝吊环 内丝吊环 Connection Link/ "C" Link /Eye Bolt/ Eye Nut
34 卸扣：D型 拱型 长形卸扣 Shakle:"D"Shakle /Bow Shakle/Long"D"Shakle
35 拉紧器 Load Binder
36 钢丝绳 Steel Wire Rope

Ⅲ. 设备和包装 EQUIPMENT & PACKAGE

STAY SAFE,STAY CONNECTED!



NANTONG LINK METAL PRODUCTS CO.,LTD.

Ⅰ.高强度链条
HIGH TENSILE CHAIN

Ferigging®

EN818-2 吊装链

EN818-2 Lifting

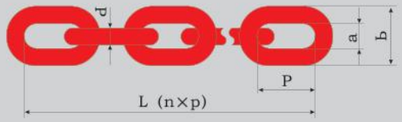

★材料：高质量合金钢
Material : high-quality alloy steel

★表面处理：光身、抛光、发黑、刷漆、喷塑、热镀、电镀等等
Surface treatment :self-color,Polishing, blackened, painted, plastic coating,hot-dip galvanize,electro-galvanized,etc

★级别：G80、G100
Quality Grade: G80、G100

Code,dimension and properties

Code	Dia d mm	Pitch p mm	Inside min. a	Outside max. b	Weight kg/m	Working Load Limit t	Manuf. Proof Force kN	Min Breaking Force kN
EN0618	6	18	7.8	22.2	0.80	1.12	28.3	45.2
EN0721	7	21	9.5	25.9	1.10	1.50	38.5	61.6
EN0824	8	24	10.4	29.6	1.40	2.00	50.3	80.4
EN1030	10	30	13	37	2.20	3.15	78.5	126
EN1339	13	39	16.9	48.5	3.80	5.30	133	212
EN1648	16	48	20.8	59.2	5.70	8.00	201	322
EN1957	19	57	24.7	70.3	8.00	11.20	284	454
EN2266	22	66	28.6	81.4	10.80	15.00	380	608
EN2678	26	78	33.8	96.2	15.20	21.20	531	849
EN3296	32	96	41.6	118	23.00	31.50	804	1280

Ferigging®

起重链

Lifting Chain-general

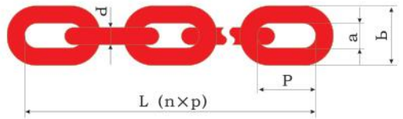



Code,dimension and properties

Code	Size d×p mm	Width mm Inside min. a	Width mm Outside max. b	Weight kg/m	Apprax Load Limit t	Test Load kN	Breaking Load min. kN
▲ LC0601808/1.1	6×18	7.5	21	0.79	1.1	27	45.2
▲ LC0702109/1.5	7×21	9	24.5	1.07	1.5	37	61.6
▲ LC0802410/2	8×24	10	28	1.38	2	48	80.4
▲ LC1003013/3.2	10×30	12.5	35	2.2	3.2	76	125
LC1104313/3.8	11×43	12.6	36.5	2.33	3.8	92	154
▲ LC1203615/4.6	12×36	15	42	3.1	4.6	109	181
LC1303816/4.9	12.5×38	15.5	42.2	3.3	4.9	117	196
▲ LC1303916/5	13×39	16.3	46	3.8	5	128	214
▲ LC1404218/6.3	14×42	18	49	4.13	6.3	150	250
LC1405017/6.3	14×50	17	48	4	6.3	150	250
LC1504620/7	15×46	20	52	5.17	7	168	280
▲ LC1604820/8	16×48	20	56	5.63	8	192	320
LC1604925/8	16×49	24.5	59.5	5.71	8	192	320
LC1606424/8	16×64	23.9	58.9	5.11	8	192	320
▲ LC1805423/10	18×54	23	63	6.85	10	246	410
LC1806421/10	18×64	21	60	6.6	10	246	410
▲LC1905724/11.3	19×57	23.7	63.2	7.7	11.3	270	450
▲LC2006025/12.5	20×60	25	70	8.6	12.5	300	500
LC2206528/15.3	22×65	28	74.2	10.7	15.3	366	610
▲LC2206628/15.3	22×66	28	77	10.2	15.3	366	610
LC2208626/15.3	22×86	26	74	9.5	15.3	366	610
▲ LC2407232/18	24×72	32	82	12.78	18	432	720
LC2408628/18	24×86	28	79	11.6	18	432	720
▲LC2607835/21.3	26×78	35	91	14.87	21.3	510	850
LC2609230/21.3	26×92	30	86	13.7	21.3	510	850
▲LC3009038/28.3	30×90	38	105	19.6	28.3	678	1130
LC3010834/28.3	30×108	34	98	18	28.3	678	1130
▲LC3209640/32.2	32×96	40	106	22.29	32.2	772	1286
LC3412638/36.3	34×126	38	109	22.7	36.3	870	1450
LC3410247/36.3	34×102	46.5	128.5	25.5	36.3	870	1450

起重链DIN5687-80
Lifting Chain DIN5687-80

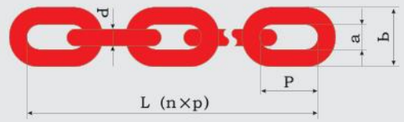



Code,dimension and properties

Size(mm)		Pitch(mm)		Inside Width(mm)		Weight kg/m	Break load kN
Diameter	Tolerance	Pitch	Tolerance	Min Inside Width	Max Outside Width		
6	±0.2	18	±0.5	8.0	21.6	0.8	45.22
8	±0.3	24	±0.7	10.8	28.8	1.4	80.38
10	±0.4	30	±0.9	13.5	36.0	2.2	125.60
13	±0.5	39	±1.2	17.5	46.8	3.8	212.26
16	±0.6	48	±1.4	21.5	57.6	5.7	321.54
18	±0.9	54	±1.6	24.3	64.8	7.3	406.94
20	±1	60	±1.8	27.0	72.0	9.0	502.40
22	±1.1	66	±2.0	29.5	79.2	10.9	607.90
26	±1.3	78	±2.3	35.0	93.6	15.2	849.06
28	±1.4	108	±2.5	37.8	100.8	17.6	984.06

捆绑链
Lashing Chain



★材料：高质量合金钢
Material : high-quality alloy steel

★表面处理：光身、抛光、发黑、刷漆、喷塑、热镀、电镀等等
Surface treatment :self-color,Polishing, blackened, painted, plastic coating, hot-dip galvanize,electro-galvanized,etc

★生产标准：ISO,EN,DIN,BS,JIS,ASTM
Manufacture standard: ISO，EN,DIN，BS，JIS，ASTM

★级别：G70、G80、G100
Quality Grade: G70、G80、G100

★安全系数：最小4
Safety factor: min 4

★产品标记："LINK"或根据客户要求
Product marking: "LINK" or required by client

Code,dimension and properties

NO.	Size DiaX Inside LengthX Inside Width mm	Breaking Load min. T	Weight kg/m
1	7×45×10	6. 2	0. 83
2	9×53×15	10. 2	1. 40
3	10×64×19	12. 6	1. 75
4	11×63×18	15. 2	2. 18
5	13×82×25	21. 2	3.08
6	13×80×22	21. 2	2.97
7	14×80×25	24. 8	3.49
8	16×100×26	32. 2	4.44
9	19×100×28	45. 5	6.50
10	22×120×37	61. 0	8.76
11	28×150×44	98. 5	14.13

捕渔链
Fishing Chain

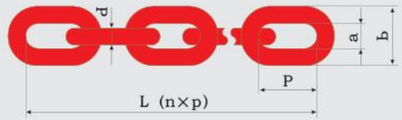

★材料：高质量合金钢
Material : high−quality alloy steel
★表面处理：光身、抛光、发黑、刷漆、喷塑、热镀、电镀等等
Surface treatment :self−color,Polishing, blackened, painted, plastic coating,hot−dip galvanize,electro−galvanized,etc
★特别抗磨损处理
Special anti abrasion treatment
★级别：G80
Quality Grade: G80
★安全系数：最小4
Safety factor: min 4
★产品标记：“LINK"或根据客户要求
Product marking: "LINK" or required by client
★短、中、长环系列
In short−Mid−long link series



Code,dimension and properties

	Code	Size d×p mm	Width mm Inside min. a	Width mm Outside max. b	Weight kg/m	Breaking Load min. kN
Short Link	FC0720110/60	7×21	10	25.5	1.05	60
	FC1003014/125	10×30	14	36	2.2	125
	FC1303918/214	13×39	18.1	47.1	3.8	214
	FC1604822/320	16×48	22.4	57.4	5.63	320
	FC1905728/450	19×57	27.8	68.8	7.81	450
	FC2006029/500	20×60	29	72	8.52	500
Mid Link	FC1004015/125	10×40	15	37	1.9	125
	FC1305220/214	13×52	19.5	48.5	3.31	214
	FC1405019/250	14×50	18.5	49.5	4	250
	FC1606424/320	16×64	24	59	4.97	320
	FC1907629/450	19×76	28.5	69.5	6.92	450
	FC2208627/610	22×86	27	74	9.5	610
	FC2609231/850	26×92	31	86	13.7	850
Long Link	FC0704510/60	7×45	10	25.5	0.82	60
	FC0905315/100	9×53	15	35	1.36	100
	FC1106318/152	11×63	18	43	2.16	152
	FC1308022/214	13×80	22	51	2.93	214
	FC1610026/320	16×100	26	61	4.34	320
	FC1910027/450	19×100	27	68	6.31	450
	FC2212037/610	22×120	37	84	8.74	610
	FC2815044/980	28×150	44	103	14.41	980

船用链
Chains for Ship

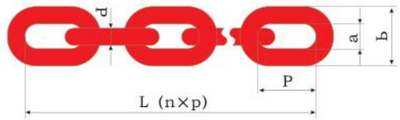

★材料：高质量合金钢
Material : high−quality alloy steel
★表面处理：光身、抛光、发黑、刷漆、喷塑、热镀、电镀等等
Surface treatment :self−color,Polishing, blackened, painted, plastic coating, hot−dip galvanize,electro−galvanized,etc
★级别：G80
Quality Grade: G80
★安全系数：最小4
Safety factor: min 4
★产品标记：“LINK"或根据客户要求
Product marking: "LINK" or required by client

Code,dimension and properties

Code	Size d×p mm	Width mm Inside min. a	Width mm Outside max. b	Weight kg/m	Breaking Load min. kN
CY1405017/250	14×50	17	48	4	250
CY1407824/250	14×78	24	55	3.6	250
CY1605519/320	16×55	18.5	52	5.1	320
CY1605519/250	16×55	18.5	52	5.1	250
CY1806421/410	18×64	21	60	6.6	410
CY1809030/320	18×90	30	69	6	320
CY2008023/500	20×80	23	67	7.7	500
CY2009030/500	20×90	30	73	7.6	500
CY2208633/610	22×86	33	80	9.9	610
CY2208633/480	22×86	33	80	9.9	480

Note:we also can make the nonstandard or special tensile chain according ti the dients' requriments.

美国标准带钩链条 链条配抓钩(羊角/单眼)

Chain With Clevis/eye Grab Hooks on Both End





Code,dimension and properties (Grade 43)

Size	ASTM80			NACM90			NACM96			Pc/ Drum
	Wt kg	Wl lb	Bl lb	Wt kg	Wl lb	Bl lb	Wt kg	Wl lb	Bl lb	
1/4"X14FT	5.0	2150	7750	4.5	2600	7500	4.5	2600	7800	50
1/4"x16FT	6.0	2150	7750	5.0	2600	7500	5.0	2600	7800	40
5/16"x14FT	7.5	3200	11600	6.0	3900	9700	7.0	3900	11700	35
5/16"x16FT	8.5	3200	11600	6.5	3900	9700	8.0	3900	11700	30
5/16"x18FT	9.5	3200	11600	7.5	3900	9700	9.0	3900	11700	30
5/16"x20FT	10.5	3200	11600	8.0	3900	9700	9.5	3900	11700	25
5/16"x25FT	13.0	3200	11600	10.0	3900	9700	12.0	3900	11700	20
5/16"x30FT	15.5	3200	11600	12.0	3900	9700	14.0	3900	11700	20
3/8"X14FT	10.5	4450	16200	9.5	5400	15200	10.0	5400	16200	25
3/8"X16FT	12.0	4450	16200	11.0	5400	15200	11.5	5400	16200	25
3/8"X20FT	15.0	4450	16200	13.5	5400	15200	13.5	5400	16200	20
3/8"X25FT	18.5	4450	16200	16.5	5400	15200	17.5	5400	16200	15

Code,dimension and properties (Grade 70)

Size	ASTM80			NACM90			NACM96			Pc/ Drum
	Wt kg	Wl lb	Bl lb	Wt kg	Wl lb	Bl lb	Wt kg	Wl lb	Bl lb	
1/4"X14FT	5.0	3150	12600	4.5	3150	12100	4.0	3150	12600	50
1/4"x16FT	6.0	3150	12600	5.0	3150	12100	5.0	3150	12600	40
5/16"x14FT	7.5	4700	18800	6.0	4700	18800	7.0	4700	18800	35
5/16"x16FT	8.5	4700	18800	6.5	4700	18800	8.0	4700	18800	30
5/16"x18FT	9.5	4700	18800	7.5	4700	18800	9.0	4700	18800	30
5/16"x20FT	10.5	4700	18800	8.0	4700	18800	10.0	4700	18800	25
5/16"x25FT	13.0	4700	18800	10.0	4700	18800	12.0	4700	18800	20
5/16"x30FT	15.5	4700	18800	12.0	4700	18800	14.5	4700	18800	20
3/8"X14FT	10.5	6600	26400	9.5	6600	24700	10.0	6600	26400	25
3/8"X16FT	12.0	6600	26400	11.0	6600	24700	11.5	6600	26400	20
3/8"X20FT	15.0	6600	26400	13.5	6600	24700	14.5	6600	26400	20
3/8"X25FT	18.5	6600	26400	16.5	6600	24700	18.0	6600	26400	15

Wt–Weight Per Piece Wl–Working Load Bl–Breaking Load

美国标准带钩链条

USA Stadard Chain with Hooks





USA standard chain with hooks chain with"s" hooks on both ends

size	ASTM80			NACM90			NACM96		
	Weight Per Piece kg	Working Load lb	Breaking Load lb	Weight Per Piece kg	Working Load lb	Breaking Load lb	Weight Per Piece kg	Working Load lb	Breaking Load lb
3/16"x48"	0.8	800	3200	0.8	800	3200	0.8	800	3200
1/4"X48"	1.5	1330	5300	1.4	1300	5200	1.4	1300	5200
5/16"X48"	2.2	2000	8000	1.9	1900	6800	2.0	1900	7600

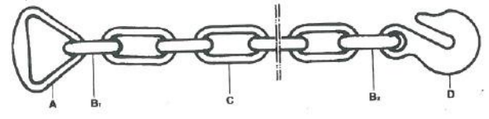

chain with delta ring and grab hooks each on one end

Stock	A	B1	C	B2	D	Length	Weight	Break Load	PC/BAG
SJH–001	2"	3/8"	5/16"x11L	3/8"	5/16"	18"	1.17kg	10000lb	50
SJH–002	2"	3/8"	5/16"X11L	3/8"	3/8"	18"	1.17kg	10000lb	50
SJH–003	3"	7/16"	5/16"X10L	7/16"	7/16"	18"	1.32kg	16200lb	35
SJH–004	3"	7/16"	3/8"X9L	7/16"	7/16"	18"	1.48kg	16200lb	35
SJH–005	3"	7/16"	3/8"X5L	7/16"	7/16"	18"	1.28kg	16200lb	35
SJH–006	4"	7/16"	3/8"X9L	7/16"	7/16"	18"	1.68kg	20000lb	35
SJH–007	*	3/8"	5/16"X10L	3/8"	3/8"	18"	1.30lg	11000lb	35
SJH–008	*	7/16"	3/8"X9L	7/16"	7/16"	18"	1.35kg	16200lb	35



NANTONG LINK METAL PRODUCTS CO.,LTD.

Ⅱ.普通链条
COMMERCIAL CHAIN

A1 英制普通链条
Ordinary Mild Steel Link Chain





1. Short Link Chain

LINK SPECIFICATION				TEST LOAD	BREAKING LOAD	NET WT PER 200FT (kg)	
D		L	W				
in	mm	mm	mm	kg	kg	B.F.	H.D.G
1/8	3.20	16	12	200	400	11.40	11.74
5/32	4.00	18.5	14.5	300	600	18.60	19.00
3/16	4.70	19	17	400	800	26.20	27.00
7/32	5.50	20	19	550	1100	36.80	38.00
1/4	6.35	22	21	750	1500	50.00	51.50
5/16	7.94	26.5	27.2	1200	2400	80.00	82.40
3/8	9.50	30	32	1700	3400	122.00	125.70
7/16	11.11	34	36	2300	4600	164.00	169.00
1/2	12.70	39	43	3000	6000	210.00	216.00
5/8	15.80	45	53	4700	9400	334.00	344.00
3/4	19.00	55	63	6800	13600	485.00	499.00
7/8	22.20	64	74	9250	18500	656.00	675.00
1	25.40	73	84	12150	24300	870.00	896.00

2. Medium Link Chain

LINK SPECIFICATION				TEST LOAD	BREAKING LOAD	NET WT PER 200FT (kg)	
D		L	W				
in	mm	mm	mm	kg	kg	B.F.	H.D.G
1/8	3.20	20	12	200	400	10.80	11.00
5/32	4.00	23	15	300	600	17.40	18.00
3/16	4.70	25	18	400	800	24.40	25.00
7/32	5.50	26	19	550	1100	34.00	35.00
1/4	6.35	26	23	750	1500	48.80	50.00
5/16	7.94	32	29	1200	2400	76.00	78.00
3/8	9.50	35	35	1700	3400	111.00	114.00
7/16	11.11	38	38	2300	4600	154.00	158.00
1/2	12.70	50	45.5	3000	6000	194.00	200.00
5/8	15.80	60	56.7	4700	9400	303.00	312.00
3/4	19.00	76	69	6800	13600	432.00	445.00
7/8	22.20	90	80	9250	18500	586.00	603.00
1	25.40	105	95	12150	24300	770.00	792.00

3. Long Link Chain

LINK SPECIFICATION				TEST LOAD	BREAKING LOAD	NET WT PER 200FT (kg)	
D		L	W				
in	mm	mm	mm	kg	kg	B.F.	H.D.G
1/8	3.20	23	12	200	400	10.40	10.70
5/32	4.00	27	15	300	600	16.60	17.50
3/16	4.70	31	17	400	800	22.40	23.30
7/32	5.50	32	19	550	1100	32.00	33.00
1/4	6.35	33	21	750	1500	43.50	44.80
5/16	7.94	48	31	1200	2400	68.00	70.00
3/8	9.50	60	37	1700	3400	96.00	99.00
7/16	11.11	71	41	2300	4600	126.00	129.00
1/2	12.70	85	48.5	3000	6000	167.00	172.00
5/8	15.80	114	61.5	4700	9400	256.00	264.00
3/4	19.00	125	75	6800	13600	381.00	392.00
7/8	22.20	140	88	9250	18500	527.00	543.00
1	25.40	155	100	12150	24300	696.00	716.00

Ferigging®

A2 美国标准链条ASTM80
ASTM80 Standard Link Chain





1.Proof Coil Chain Astm80 (G30)

NORMINAL SIZE		WORKING LOAD LIMIT (MAX)		PROOF TEST (MIN)		BREAKING FORCE MIN		WEIGHT PER 100'		INSIDE LENGTH (MAX)		INSIDE WIDTH (MIN)	
inches	mm	kg	lb	kn	lb	kn	lb	kg	lb	mm	inches	mm	inches
1/8	4.0	190	420	3.78	850	7.56	1,700	8.8	19	22.6	0.89	7.4	0.29
3/16	5.5	360	800	7.11	1,600	14.2	3,200	18.3	40	24.1	0.95	10.2	0.40
1/4	7.1	600	1,330	11.8	2,650	23.6	5,300	32.7	72	25.4	1.00	12.7	0.50
5/16	8.7	910	2,000	17.8	4,000	35.6	8,000	48.0	106	27.9	1.10	12.7	0.50
3/8	10.3	1,270	2,800	24.9	5,600	49.8	11,200	70.3	155	31.2	1.23	15.7	0.62
1/2	13.5	2,190	4,800	42.9	9,650	85.8	19,300	123	271	38.9	1.53	20.3	0.80
5/8	16.7	3,350	7,400	65.8	14,800	131.6	29,600	184	405	48.3	1.90	25.4	1.00
3/4	19.8	4,700	10,400	92.5	20,800	185.0	41,600	264	582	54.6	2.15	28.4	1.12
7/8	23.0	6,350	14,000	124.5	28,000	249.0	56,000	368	811	63.5	2.50	34.8	1.37
1	26.5	8,400	18,600	165.4	37,200	330.8	74,400	474	1045	69.9	2.75	38.1	1.50

2.High Test Chain Astm80(G43)

NORMINAL SIZE		WORKING LOAD LIMIT (MAX)		PROOF TEST (MIN)		BREAKING FORCE MIN		WEIGHT PER 100'		INSIDE LENGTH (MAX)		INSIDE WIDTH (MIN)	
inches	mm	kg	lb	kn	lb	kn	lb	kg	lb	mm	inches	mm	inches
1/4	7.1	1,180	2,600	19.1	4,300	34.5	7,750	36.3	80	21.8	0.86	10.2	0.40
5/16	8.7	1,770	3,900	28.4	6,400	51.6	11,600	50.4	111	26.7	1.05	12.2	0.48
3/8	10.3	2,450	5,400	39.6	8,900	72.0	16,200	72.6	160	30.3	1.19	14.7	0.58
1/2	13.5	4,170	9,200	68.0	15,300	122.7	27,600	128.6	284	36.0	1.43	19.1	0.75

3.Transport Chain Astm80 (G70)

NORMINAL SIZE		WORKING LOAD LIMIT (MAX)		PROOF TEST (MIN)		BREAKING FORCE MIN		WEIGHT PER 100'		INSIDE LENGTH (MAX)		INSIDE WIDTH (MIN)	
inches	mm	kg	lb	kn	lb	kn	lb	kg	lb	mm	inches	mm	inches
1/4	7.1	1,430	3,150	27.8	6,300	56.0	12,600	34.0	75	21.8	0.86	11.4	0.45
5/16	8.7	2,130	4,700	41.8	9,400	83.6	18,800	50.4	111	25.6	1.01	11.7	0.46
3/8	10.3	2,990	6,600	58.7	13,200	117.4	26,400	71.0	156	30.2	1.19	14.0	0.55

A3 美国标准链条NACM90
NACM90 Standard Link Chain





1.Proof Coil Chain Nacm90 (G30)

NORMINAL SIZE		MATERIAL DIAMETER		WORKING LOAD LIMIT (MAX)		PROOF TEST (MIN)		BREAKING FORCE MIN		INSIDE LENGTH (MAX)		INSIDE WIDTH (MIN)	
MM	IN	MM	IN	KG	LB	KN	lb	KN	LB	MM	IN	MM	IN
4.0	1/8	4.0	0.156	170	375	3.6	800	7.1	1600	23.9	0.94	6.4	0.25
5.5	3/16	5.5	0.217	365	800	7.2	1600	14.3	3200	24.8	0.98	7.7	0.30
7.0	1/4	7.0	0.276	580	1300	11.6	2600	23.1	5200	31.5	1.24	9.8	0.38
8.0	5/16	8.0	0.315	860	1900	15.1	3400	30.2	6800	32.8	1.29	11.2	0.44
10.0	3/8	10.0	0.394	1200	2650	23.6	5300	47.1	10600	35.0	1.38	14.0	0.55
13.0	1/2	13.0	0.512	2030	4500	39.8	8950	79.6	17900	45.5	1.79	18.2	0.72
16.0	5/8	16.0	0.630	3130	6900	60.3	13600	120.6	27200	56.0	2.20	20.0	0.79
20.0	3/4	20.0	0.787	4800	10600	94.3	21200	188.5	42400	70.0	2.76	25.0	0.98
22.0	7/8	22.0	0.866	5810	12800	114.1	25600	228.1	51200	77.0	3.03	27.5	1.08
25.0	1〃	26.0	1.020	8140	17900	159.1	35800	318.2	71600	90.9	3.58	31.7	1.25

2.High Test Chain Nacm90(G43)

NORMINAL SIZE		MATERIAL DIAMETER		WORKING LOAD LIMIT (MAX)		PROOF TEST (MIN)		BREAKING FORCE MIN		INSIDE LENGTH (MAX)		INSIDE WIDTH (MIN)	
mm	in	mm	in	kg	lb	kn	lb	kn	lb	mm	in	mm	in
7.0	1/4	7.0	0.276	1180	2600	16.6	3750	33.1	7500	31.5	1.24	9.8	0.38
8.0	5/16	8.0	0.315	1770	3900	21.6	4900	43.2	9700	32.8	1.29	11.2	0.44
10.0	3/8	10.0	0.394	2450	5400	33.8	7600	67.6	15200	35.0	1.38	14.0	0.55
13.0	1/2	13.0	0.512	4170	9200	57.1	12900	114.2	25700	45.5	1.79	18.2	0.72
16.0	5/8	16.0	0.630	5220	11500	86.5	19500	172.9	38900	56.0	2.20	20.0	0.79

3.Transport Chain Nacm90 (G70)

NORMINAL SIZE		MATERIAL DIAMETER		WORKING LOAD LIMIT (MAX)		PROOF TEST (MIN)		BREAKING FORCE MIN		INSIDE LENGTH (MAX)		INSIDE WIDTH (MIN)	
mm	in	mm	in	kg	lb	kn	lb	kn	lb	mm	in	mm	in
7.0	1/4	7.0	0.276	1430	3150	27.0	6100	53.9	12100	31.5	1.24	9.8	0.38
8.7	5/16	8.7	0.343	2130	4700	41.6	9400	83.5	18800	33.5	1.29	11.2	0.44
10.0	3/8	10.0	0.394	2990	6600	55.0	12400	110.0	24700	35.0	1.38	14.0	0.55
13.0	1/2	13.0	0.512	5130	11300	92.9	20900	185.8	41800	45.5	1.79	18.2	0.72
16.0	5/8	16.0	0.630	7170	15800	140.4	31600	280.8	63200	56.0	2.20	20.0	0.79

A4 美国标准链条NACM96
NACM96 Standard Link Chain





1.Proof Coil Chain Nacm96 (G30)

NORMINAL SIZE		MATERIAL DIAMETER		WORKING LOAD LIMIT (MAX)		PROOF TEST (MIN)		BREAKING FORCE MIN		INSIDE LENGTH (MAX)		INSIDE WIDTH (MIN)	
mm	in	mm	in	kg	lb	kn	lb	kn	lb	mm	in	mm	in
4.0	1/8	4.0	0.156	180	400	3.6	800	7.2	1600	23.9	0.94	6.4	0.25
5.5	3/16	5.5	0.217	365	800	7.2	1500	14.4	3200	24.8	0.98	7.7	0.30
7.0	1/4	7.0	0.276	580	1300	11.6	2600	23.2	5200	31.5	1.24	9.8	0.38
8.0	5/16	8.4	0.331	860	1900	16.9	3800	33.8	7600	32.8	1.29	11.2	0.44
10.0	3/8	10.0	0.394	1200	2650	23.5	5300	47.2	10600	35.0	1.38	14.0	0.55
11.9	7/16	11.9	0.488	1680	3700	32.9	7400	65.8	14800	41.5	1.64	16.6	0.65
13.0	1/2	13.0	0.512	2030	4500	40.0	9000	80.0	18000	45.6	1.79	18.2	0.72
16.0	5/8	16.0	0.630	3130	6900	61.3	13800	122.8	27600	56.0	2.20	20.0	0.79
20.0	3/4	20.0	0.787	4800	10500	94.3	21200	188.6	42400	70.0	2.76	25.0	0.98
22.0	7/8	22.0	0.865	5810	12800	114.1	25600	228.2	51200	77.0	3.03	27.5	1.08
25.0	1〃	26.0	1.020	8140	17900	159.1	35800	318.2	71600	90.9	3.58	31.7	1.25

2.High Test Chain Nacm96(G43)

NORMINAL SIZE		MATERIAL DIAMETER		WORKING LOAD LIMIT (MAX)		PROOF TEST (MIN)		BREAKING FORCE MIN		INSIDE LENGTH (MAX)		INSIDE WIDTH (MIN)	
mm	in	mm	in	kg	lb	kn	lb	kn	lb	mm	in	mm	in
7.0	1/4	7.0	0.276	1180	2800	17.3	3900	34.6	7800	31.5	1.24	9.8	0.38
8.7	5/16	8.7	0.343	1770	3900	26.0	5850	52.0	11700	32.8	1.29	11.2	0.44
10.0	3/8	10.3	0.406	2450	5400	36.0	8100	72.0	16200	35.0	1.38	14.0	0.55
11.9	7/16	11.9	0.468	3270	7200	48.0	10800	96.0	21600	41.6	1.64	16.6	0.65
13.0	1/2	13.5	0.531	4170	9200	61.3	13800	122.6	27600	45.5	1.79	18.2	0.72
16.0	5/8	16.0	0.630	5910	13000	86.5	19500	173.0	39000	56.0	2.20	20.0	0.79

3.Transport Chain Nacm96 (G70)

NORMINAL SIZE		MATERIAL DIAMETER		WORKING LOAD LIMIT (MAX)		PROOF TEST (MIN)		BREAKING FORCE MIN		INSIDE LENGTH (MAX)		INSIDE WIDTH (MIN)	
mm	in	mm	in	kg	lb	kn	lb	kn	lb	mm	in	mm	in
7.0	1/4	7.0	0.281	1430	3150	28.0	6300	56.0	12600	31.8	1.24	9.8	0.38
8.7	5/16	8.7	0.343	2130	4700	41.8	9400	83.6	18800	32.8	1.29	11.2	0.44
11.9	3/8	10.0	0.406	2990	6600	58.7	13200	117.4	26400	35.0	1.38	14.0	0.55
13.0	1/2	13.5	0.531	5130	11300	100.4	22600	200.8	45200	45.5	1.79	18.2	0.72
16.0	5/8	16.0	0.630	7170	15800	140.4	31600	280.8	63200	56.0	2.20	20.0	0.79

A5 美国标准链条NACM2003
NACM2003 Standard Link Chain





1.Proof Coil Chain Nacm2003 (G30)

NORMINAL SIZE		MATERIAL DIAMETER		WORKING LOAD LIMIT (MAX)		PROOF TEST (MIN)		BREAKING FORCE MIN		INSIDE LENGTH (MAX)		INSIDE WIDTH (MIN)	
mm	in	mm	in	kg	lb	kn	lb	kn	lb	mm	in	mm	in
4.0	1/8	4.0	0.156	180	400	3.6	800	7.2	1600	23.9	0.94	6.4	0.25
5.5	3/16	5.5	0.217	365	800	7.2	1600	14.4	3200	24.8	0.98	7.7	0.30
7.0	1/4	7.0	0.276	580	1300	11.6	2600	23.2	5200	31.5	1.24	9.8	0.38
8.0	5/16	8.4	0.331	860	1900	16.9	3800	33.8	7600	32.8	1.29	11.2	0.44
10.0	3/8	10.0	0.394	1200	2650	23.6	5300	47.2	10600	35.0	1.38	14.0	0.55
11.9	7/16	11.9	0.488	1680	3700	32.9	7400	65.8	14800	41.6	1.64	16.6	0.65
13.0	1/2	13.0	0.512	2030	4500	40.0	9000	80.2	18000	45.5	1.79	18.2	0.72
16.0	5/8	16.0	0.630	3130	6900	61.3	13800	122.6	27600	56.0	2.20	20.0	0.79
20.0	3/4	20.0	0.787	4800	10600	94.3	21200	188.6	42400	70.0	2.76	25.0	0.98
22.0	7/8	22.0	0.866	5810	12800	114.1	25600	228.2	51200	77.0	3.03	27.5	1.08
26.0	1	26.0	1.020	8140	17900	139.1	35800	318.2	71600	90.9	3.58	31.7	1.25

2.High Test Chain Nacm2003(G43)

NORMINAL SIZE		MATERIAL DIAMETER		WORKING LOAD LIMIT (MAX)		PROOF TEST (MIN)		BREAKING FORCE MIN		INSIDE LENGTH (MAX)		INSIDE WIDTH (MIN)	
mm	in	mm	in	kg	lb	kn	lb	kn	lb	mm	in	mm	in
7.0	1/4	7.0	0.276	1180	2600	17.3	3900	34.6	7800	31.5	1.24	9.8	0.38
8.7	5/16	8.7	0.343	1770	3900	26.0	5850	52.0	11700	32.8	1.29	11.2	0.44
10.0	3/8	10.3	0.406	2450	5400	36.0	8100	72.0	16200	35.0	1.38	14.0	0.55
11.9	7/16	11.9	0.468	3270	7200	48.0	10800	96.0	21600	41.6	1.64	16.6	0.65
13.0	1/2	13.5	0.531	4170	9200	61.3	13800	122.6	27600	45.5	1.79	18.2	0.72
16.0	5/8	16.0	0.630	5910	13000	86.5	19500	173.0	39000	56.0	2.20	20.0	0.79
20.0	3/4	20.0	0.787	9180	20200	134.7	30300	269.4	60600	70.0	2.76	25.0	0.98
22.0	7/8	22.0	0.866	11140	24500	163.3	36750	326.6	73500	77.0	3.03	27.5	1.08

3.Transport Chain Nacm2003 (G70)

NORMINAL SIZE		MATERIAL DIAMETER		WORKING LOAD LIMIT (MAX)		PROOF TEST (MIN)		BREAKING FORCE MIN		INSIDE LENGTH (MAX)		INSIDE WIDTH (MIN)	
mm	in	mm	in	kg	lb	kn	lb	kn	lb	mm	in	mm	in
7.0	1/4	7.0	0.281	1430	3150	28.0	6300	56.0	12600	31.5	1.24	9.8	0.38
8.7	5/16	8.7	0.343	2130	4700	41.8	9400	83.6	18800	32.8	1.29	11.2	0.44
10.0	3/8	10.3	0.406	2990	6600	58.7	13200	117.4	26400	35.0	1.38	14.0	0.55
11.9	7/16	11.9	0.468	3970	8750	77.8	17500	155.4	35000	41.6	1.64	16.6	0.65
13.0	1/2	13.5	0.531	5130	11300	100.4	22600	200.8	45200	45.5	1.79	18.2	0.72
16.0	5/8	16.0	0.630	7170	15800	140.4	31600	280.8	63200	56.0	2.20	20.0	0.79
20.0	3/4	20.0	0.787	11200	24700	219.6	49400	439.2	98800	70.0	2.76	25.0	0.98

A6 德国标准链条
Germany Standard Link Chain





1.Din763 Link Chain

SIZE d		INSIDE LENGHT t		OUTSIDE WIDTH b		WORKING LOAD	TEST LOAD	BREAKING LOAD	WEIGHT PER M
mm	±mm	mm	±mm	mm	±mm	kg	n	n	kg
2.0		22	1.0	8	0.4	25	800	1250	0.06
2.5		24	1.1	10	0.5	40	800	2000	0.10
3		26	1.2	12	0.6	55	1050	3200	0.15
3.5		28	1.3	14	0.7	80	1540	3850	0.20
4		32	1.5	16	0.8	100	2500	6500	0.27
4.5		34	1.7	18	0.9	128	3000	8000	0.35
5	0.5	35	1.8	20	1.0	160	4000	10000	0.43
5.5		38.5	1.8	22	1.1	195	4200	10500	0.52
6		42	2.0	24	1.2	200	5000	12000	0.63
7		49	2.5	28	1.4	300	7500	19000	0.86
8		52	2.5	32	1.6	400	10000	25000	1.10
8.5		56	2.8	34	1.7	460	10200	25500	1.25
9		59	3.0	36	1.8	530	10500	32000	1.41
10		65	3.2	40	2.0	630	16000	40000	1.75
11		72	3.4	44	2.0	790	15800	47500	2.11
12		78	3.6	48	2.3	940	18000	56500	2.55
13		82	4.0	52	2.5	1000	25000	63000	2.95
16		100	5.0	64	3.2	1600	40000	100000	4.45
18		113	5.2	70	3.2	2120	42300	127000	5.65
19	1	119	5.6	72	3.4	2370	47300	142000	6.25
20		120	6.0	75	3.8	2500	50000	160000	7.00
22		127	6.0	82	4.0	3170	63300	190000	8.55
25		140	6.6	85	4.2	4090	81700	245000	10.90
28		152	7.0	96	4.7	6000	120000	300000	13.9
32		171	7.8	108	5.2	8000	160000	400000	18.2

2.Din764 Link Chain





SIZE d		INSIDE LENGHT t		INSIDE WIDTH b1	OUTSIDE WIDTH b2	LENGTH PER11 LINKS		WEIGHT PER100M	BREAKING LOAD	TEST LOAD
mm	±mm	mm	±mm	mm	mm	mm	±mm	kg	kn	kg
4	0.20	16	0.30 0.20	5	14	176	1.60 0.90	31.3	7	400
5	0.20	18	0.40 0.20	7	18.2	198	1.80 1.00	51.4	11.8	680
6	0.20	21	0.50 0.20	8	21.5	231	2.00 1.10	74.0	16.5	850
8	0.20	28	0.50 0.30	11	29	308	2.20 1.20	131.5	32	1680
10	0.30	35	0.60 0.30	14	36	385	2.70 1.50	200	50	2630
12	0.30	42	0.60 0.30	16	41	462	3.20 1.80	298	70	3680
13	0.40	45	0.70 0.40	18	47	495	3.50 2.00	350	80	4200
14	0.45	49	0.75 0.45	20	48	539	3.80 2.00	406	92	4830
16	0.50	56	0.90 0.50	22	58	616	4.30 2.50	520	125	6700
18	0.80	63	1.00 0.50	24	65	693	4.70 2.80	650	160	8400
20	1.00	70	1.10 0.60	27	72	770	5.40 3.20	820	200	10000
23	1.20	80	1.30 0.70	31	83	880	6.20 3.50	1100	250	13000
26	1.30	91	1.50 0.80	35	94	1001	7.00 4.00	1400	320	16000

Ferigging®

3.Din766 Link Chain





SIZE d		INSIDE LENGHT t			INSIDE WIDTH b1	OUTSIDE WIDTH b2	LENGTH PER11 LINKS			WEIGHT PER M
mm	±mm	mm	+mm	-mm	mm	mm	mm	+mm	-mm	kg
2	0.2	12	0.2	0.2	3.5	7.5	132	1.0	0.5	0.07
3	0.2	16	0.2	0.2	4.2	11	176	1.4	0.7	0.16
4	0.2	16	0.3	0.2	5	13.5	176	2.1	1.1	0.32
5	0.2	18.5	0.4	0.2	6	17	203.5	2.4	1.2	0.5
6	0.2	18.5	0.4	0.2	7.2	20.2	203.5	2.4	1.2	0.8
7	0.3	22	0.4	0.2	8.4	23.8	242	3.0	1.4	1.1
8	0.3	24	0.4	0.2	9.6	27.2	264	3.2	1.5	1.4
9	0.4	27	0.5	0.3	10.8	30.6	297	3.6	1.8	1.8
10	0.4	28	0.5	0.3	12	34	308	3.7	1.9	2.2
11	0.4	31	0.5	0.3	13.2	37.4	341	4.0	2.0	2.7
12	0.3	36	0.6	0.3	14.4	40.8	396	4.4	2.2	3.10
13	0.5	36	0.6	0.3	15.6	44.2	396	4.6	2.4	3.8
14	0.6	41	0.7	0.4	16.8	47.6	451	5.4	2.7	4.4
16	0.6	45	0.8	0.4	19.2	54.4	495	6.0	3.0	5.7
18	0.9	50	0.8	0.4	21.6	61.2	550	6.6	3.3	7.3
19	0.4	53	0.9	0.4	22.8	64.6	583	7.0	3.7	7.97
20	1.0	56	1.0	0.5	24.0	68.0	616	7.4	3.7	9.0
22	1.2	62	1.1	0.5	26.4	75.0	682	8.0	4.0	11.0
23	1.2	64	1.1	0.5	27.6	78.2	704	8.4	4.2	12
26	1.3	73	1.2	0.6	31.2	88.4	803	9.6	4.8	15
28	1.4	78	1.3	0.65	33.8	95.2	858	10.2	5.1	18
30	1.5	84	1.4	0.7	41.0	102	924	11.0	5.5	19.5
32	1.6	90	1.5	0.75	43.0	108.8	990	11.8	5.9	23.0

4.Din5685 A/C Short/Long Link Chain





SIZE d mm	INSIDE LENGHT t mm	OUTSIDE WIDTH b mm	WEIGHT PER 100m kg	TEST LOAD n	BREAKING LOAD n	TYPE OF LINK
2	12 22	8	7 6	500	1250	A C
2.5	14 24	10	11 10	750	2000	A C
3	16 26	12	16.5 15	1120	2800	A C
3.5	18 28	14	22.5 20	1500	3850	A C
4	19 32	16	30 27	2000	5000	A C
4.5	20 34	18	39.5 35	2500	6300	A C
5	21 35	20	50 43	3150	7750	A C
5.5	23 38.5	22	60.5 52	3800	9500	A C
6	24 42	24	73 63	4500	11500	A C
6.5	26 45.5	26	86 74	5400	13500	A C
7	28 49	28	100 86	6000	15000	A C
8	32 52	32	130 110	8000	20000	A C
8.5	34 56	34	149 125	9000	22500	A C
9	36 59	36	165 141	10000	25000	A C
10	40 65	40	205 175	12500	31000	A C
11	44 72	44	250 211	15000	38000	A C
12	48 78	48	290 255	18000	45000	A C
13	52 82	52	345 295	21200	53000	A C

Ferigging®

A7 澳大利亚标准链条
Australian Standard Link Chain





1.Short Link Chain

CHAIN SIZE mm	WORKING LOAD MT	LINK DIMENSION S mm	LINK DIMENSION R mm	LINK DIMENSION mm	LINKS PER M pc	LENGTH PER 100KG B.F. m	LENGTH PER 100KG H.D.G. m
5	0.24	5	14.6	17.2	68.3	174	167
6	0.32	6.3	18.9	21.5	52.9	114	108
8	0.53	8.0	24.0	27.5	41.7	70.5	67.0
10	0.83	10.0	29.5	33.5	33.9	45.2	42.9
12	1.50	12.5	37.5	40.6	26.7	29.5	28
13	1.60	13	38.8	44.6	25.8	26.9	26.3
16	2.31	16	47.0	54.0	21.3	17.6	16.7
20	3.45	20	59.2	68.5	16.9	11.3	11.1
22	4.55	22	64.9	77.0	15.4	9.5	9.2
24	5.43	24	71.0	82.2	14.1	7.8	7.6

2.Medium Link Chain

CHAIN SIZE mm	WORKING LOAD MT	LINK DIMENSION S mm	LINK DIMENSION R mm	LINK DIMENSION F mm	LINKS PER M pc	LENGTH PER 100KG B.F. m	LENGTH PER 100KG H.D.G. m
3	0.06	3.15	15.7	13.1	63.8	511	498
4	0.11	4.00	18.6	16.0	53.9	320	305
5	0.19	5.00	22.0	19.4	45.4	203	193
6	0.32	6.30	26.1	23.5	37.8	129	120
8	0.53	8.00	32.2	29.5	31.0	77.8	74.1
10	0.83	10.0	39.1	36.2	25.0	48.5	47.1
12	1.35	12.0	46.0	44.0	21.7	34.0	33.3
13	1.50	13.0	49.1	46.1	20.3	29.7	27.7
16	2.31	16.0	59.6	56.5	16.8	20.2	18.2
20	3.67	20.0	73.3	70.0	13.6	12.3	11.6
24	5.31	24.0	87.0	83.6	11.5	8.5	8.04





3.Long Link Chain

CHAIN SIZE mm	WORKING LOAD MT	LINK DIMENSION S mm	LINK DIMENSION R mm	LINK DIMENSION F mm	LINKS PER M pc	LENGTH PER 100KG B.F. m	LENGTH PER 100KG H.D.G. m
3	0.05	3.15	22.1	15.7	45.3	555	526
4	0.09	4.00	25.4	18.6	39.3	345	323
5	0.19	5.00	29.3	21.8	34.1	217.0	206.0
6	0.32	6.30	34.5	26.1	29.0	135.0	128.0
8	0.53	8.00	41.2	31.9	24.3	82.2	78.1
10	0.83	10.00	49.0	38.7	20.4	52.9	50.2

4.Grade70 Chain

CHAIN mm	LINK DIMENSION S mm	LINK DIMENSION R mm	LINK DIMENSION F mm	WEIGHT PER M kg	LENGTH PER 500kg m	LENGTH PER 50kg m	BREAKING STRENGTH kn
6	6.0	18.9	22.05	0.80	625	62.5	44.1
7	7.0	21.3	24.85	1.10	460	46.0	55.9
7.3	7.3	24.0	26.6	1.16	430	43.0	58.9
8	8.0	24.0	28.0	1.43	350	35.0	73.6
10	10.0	30.0	35.0	2.23	225	22.5	118.0
13	13.0	39.0	45.5	3.75	134	13.4	176.0

5.Grade L Chain

CHAIN mm	LINK DIMENSION S mm	LINK DIMENSION R mm	LINK DIMENSION F mm	WLL ton	Links/ meter m	Seif Color Meters/ 100kg	HD Galv Meters/ 100kg
5	5.0	14.6	17.2	0.25	68.3	174	167
6	6.3	18.8	21.6	0.40	53.2	116	110
8	8.0	23.8	27.0	0.64	42.0	71.4	69.9
10	10.0	29.8	34.3	1.00	33.6	44.8	43.9
13	13.0	38.8	44.6	1.70	25.8	28.9	26.3
16	16.0	47.8	54.8	2.58	20.9	17.8	17.5
20	20.0	59.2	68.5	4.03	16.9	11.3	11.1
22	22.0	64.9	77.0	5.06	15.4	9.5	9.2
24	24.0	71.0	92.2	5.61	14.1	7.8	7.6

A8 挪威标准链条
Norwegian Standard Link Chain

SIZE mm	INSIDE LENGTH mm	INSIDE WIDTH mm	WEIGHT PER M kg	BREAKING LOAD kg	LENGTH PER PC m	LENGTH PER REEL m
3.5	18.0	5.5	0.25	500	100	100
5.0	22.0	8.5	0.50	1000	100	60
6.5	24.0	10.0	0.85	1500	50	37
8.0	25.5	11.0	1.35	2500	50	23
10.0	32.0	13.0	2.10	4000	30	15
11.0	35.0	16.0	2.55	5000	30	
13.0	39.0	18.0	3.70	6400	30	
16.0	48.0	23.0	5.70	10000	30	
19.0	57.0	27.0	8.00	14000	30	

A9 意大利标准链条
Italia Standard Link Chain

DIAMETER mm	INSIDE LENGTH mm	INSIDE WIDTH mm	WEIGHT /100 METERS kg
1. 6	13	3. 8	4. 7
2. 2	15	6. 6	8. 7
2. 8	16	5. 4	14. 5
3. 1	17	6	17
3. 4	17. 5	6. 2	22. 5
3. 8	19	7. 4	29
4. 5	20. 5	8	38
5. 0	21	8	47. 5
5. 5	23	9	58
6	24	10	72
6. 5	28	11	80
7. 6	30	12	105
8. 2	34	14	133
10	40	18	200

A10 日本标准链条
Japanese Fishing Link Chain





1.JAPANESE Fishing Chain G30

SIZE mm	INSIDE LENGTH mm	INSIDE WIDTH mm	OUTSIDE WIDTH mm	WEIGHT PER METER kg	PROOF TEST kg	BREAKING LOAD kg
8.7	27.9	12.7	30.1	1.63	1750	3500
10.3	31.2	15.7	36.3	2.37	2500	5000
11.9	34.8	19.1	42.9	3.23	3300	6600
13.5	38.1	20.6	47.6	4.19	4300	8600
14.0	49.0	20.0	49.0	3.98	4650	9300
16.0	56.0	24.0	56.0	5.22	6000	12000

2.JAPANESE Fishing Chain G80

SIZE mm	INSIDE LENGTH mm	INSIDE WIDTH mm	OUTSIDE WIDTH mm	WEIGHT PER METER kg	PROOF TEST kg	BREAKING LOAD kg
7.9	23.0	9.9	26.0	1.38	4000	8000
9.5	28.6	12.0	31.3	1.96	6000	12000
11.1	33.3	14.0	36.4	2.69	8000	16000
12.7	36.0	15.5	41.4	3.59	10000	20000
14.0	49.0	20.0	49.0	3.98	12500	25000
16.0	56.0	24.0	56.0	5.22	16000	32000

A11 韩国标准链条
Korean Standard Link Chain

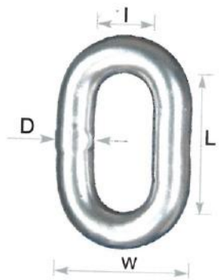



NOMINAL SIZE mm		MATERIAL SIZE mm	INSIDE LENGTH mm	INSIDE WIDTH mm	LENGTH PER PC mm	WEIGHT PER PC kg
SHORT LINK	3	3.0	23.0	5.3	30	4.50
	4	4.0	22.0	7.5	30	9.00
	5	4.8	23.7	8.3	30	12.74
	6	5.8	27.3	10.0	30	18.86
	7	7.0	31.0	12.0	15	14.14
	8	7.8	35.0	13.7	15	17.23
	9	8.8	39.0	15.2	15	22.13
	12	12.0	38.0	18.0	15	45.00
	15	15.0	45.0	23.0	15	75.45
	16	16.0	53.0	23.0	15	76.41
	19	19.0	58.0	25.0	10	78.28
LONG LINK	4	3.9	34.3	6.2	30	7.26
	4.5	4.5	44.4	9.2	30	9.46
	5	4.8	45.0	11.0	30	11.31
	6	6.0	47.0	12.0	30	18.00
	7	6.8	50.0	11.4	15	11.19
	12	12.0	50.0	18.0	15	42.00
	15	14.8	64.0	23.0	15	61.44
	19	19.0	75.0	25.0	10	71.00

A12 扭链 Twist chain

Trade Size		Material Diameter		WorkingLoad Limit (Max.)		Minimum Breaking force		Nominal InsideLength		Nominal Inside Width	
	mm	in	mm	lbs	kg	lbs	kN	lbs	kN	in	mm
4	3.0	0.120	3.0	205	93	820	3.64	0.52	13.1	0.17	4.3
3	3.4	0.135	3.4	255	116	1020	4.53	0.56	14.2	0.20	5.1
2	3.8	0.148	3.8	310	141	1240	5.51	0.58	14.7	0.21	5.3
1	4.1	0.162	4.1	370	168	1480	6.58	0.59	15.0	0.24	6.1
1/0	4.5	0.177	4.5	440	200	1760	7.82	0.68	17.2	0.26	6.6
2/0	4.9	0.192	4.9	520	236	2080	9.24	0.73	18.5	0.28	7.1
3/0	5.3	0.207	5.3	605	274	2420	10.76	0.80	20.3	0.31	7.9
4/0	5.5	0.218	5.5	670	304	2680	11.91	0.89	22.5	0.32	8.1
5/0	6.4	0.250	6.4	880	400	3520	15.64	1.00	25.3	0.37	8.4

A13 机制直型链 Straight chain

Trade Size		Material Diameter		WorkingLoad Limit (Max.)		Proof Test (Min)		Minimum Breaking force		Nominal InsideLength		Nominal Inside Width	
	mm	in	mm	lbs	kg	lbs	kN	lbs	kN	in	mm	in	mm
4	3.0	0.120	3.0	215	98	215	1.91	860	3.82	0.55	14.0	0.21	5.3
3	3.4	0.135	3.4	270	122	270	2.40	1,080	4.80	0.59	15.0	0.24	6.1
2	3.8	0.148	3.8	325	147	325	2.89	1,300	5.78	0.61	15.5	0.26	6.6
1	4.1	0.162	4.1	390	177	390	3.47	1,560	6.93	0.63	16.0	0.28	7.1
1/0	4.5	0.177	4.5	465	211	465	4.14	1,860	8.27	0.74	18.8	0.31	7.9
2/0	4.9	0.192	4.9	545	247	545	4.85	2,180	9.69	0.78	19.8	0.34	8.6
3/0	5.3	0.207	5.3	635	288	635	5.65	2,540	11.29	0.85	21.6	0.36	9.1
4/0	5.5	0.218	5.5	700	318	700	6.23	2,800	12.44	0.99	25.1	0.38	9.6
5/0	6.4	0.250	6.4	925	420	925	8.23	3,700	16.44	1.07	27.2	0.44	11.2

Ferigging®

A14 塑料链 Plastic chain

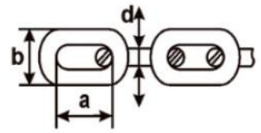



Diameter	IN-LENGTH	OUT-WIDTH	WEIGHT/M	Cross-section
3mm	12mm	10mm	18g	round
4mm	25mm	18mm	39g	round
6mm	27mm	20mm	60g	flat
6mm	41mm	21mm	65g	flat
6mm	24mm	22mm	76g	round
8mm	38mm	26mm	103g	flat
8mm	54mm	27mm	103g	flat
8mm	42mm	28mm	99g	flat
8mm	38mm	25mm	115g	round
8mm	34mm	26mm	121g	round
10mm	54mm	41mm	206g	flat
10mm	48mm	36mm	210g	round
12mm	66mm	42mm	299g	round

A15 链条配件 Chain Accessaries

S钩 "S" HOOKS

TRADE SIZE	ITEM NO.	DIMENSIONS								WORKING LOAD	
		A		B		C		D			
		in	mm	in	mm	in	mm	in	mm	lb	kg
1/8 "	454100	15/16	23.8	11/32	8.7	5/32	4.0	1/8	3.2	16	7
5/32 "	454380	11/4	31.8	15/32	11.9	7/32	5.5	5/32	4.0	42	19
3/16 "	454460	19/16	39.7	19/32	15.1	5/16	8.0	3/16	4.8	75	34
1/4 "	454540	17/8	47.6	11/16	17.5	11/32	8.7	1/4	6.4	115	52
5/16 "	454620	25/16	65.1	15/16	23.8	15/32	11.9	5/16	8.0	290	131
3/8 "	454700	35/32	80.1	13/16	30.2	17/32	13.5	3/8	9.6	410	166

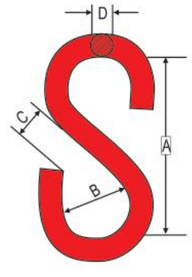

A16 穿心链 Passing link chain



TRADE SIZE		MATERIAL DIAMETER		WORKING LOAD (MAX)		PROOF TEST (MIN)		NOMIAL INSIDE LENGTH		NOMIAL INSIDE WIDTH	
mm	No.	mm	in	kg	lbs	kn	lbs	mm	in	mm	in
3	4	3	0.12	98	215	1.91	430	14	0.55	5.3	0.21
3.4	3	3.4	0.135	122	270	2.4	540	15	0.59	6.1	0.24
3.8	2	3.8	0.148	147	325	2.89	650	15.5	0.61	6.6	0.26
4.1	1	4.1	0.162	177	390	3.47	780	16	0.63	7.1	0.28
4.5	1/0	4.5	0.177	211	465	4.14	930	18.8	0.74	7.9	0.31
4.9	2/0	4.9	0.192	247	545	4.85	1090	19.8	0.78	8.6	0.34
5.3	3/0	5.3	0.207	288	635	5.65	1270	21.6	0.85	9.1	0.36
5.5	4/0	5.5	0.218	318	700	6.23	1400	25.1	0.99	9.6	0.38
6.1	5/0	6.4	0.25	420	925	8.23	1850	27.2	1.07	11.2	0.44

A17 水泵链 Pump lifting chain

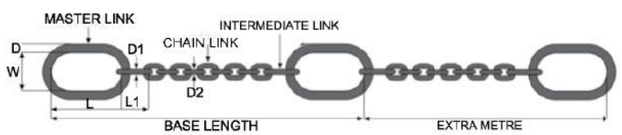

Finish: Polished Proof Tested and Certified Proof Load 2.5 x W.L.L. F.O.S. 4 : 1

part code	chain dia (mm) D2	D1 mm	L1 mm	D mm	L mm	W mm	WLL tonnes
SS-CPK05063	5	6	26	10	80	50	630Kg
SS-CPK07125	7	8	35	13	110	60	1.25
SS-CPK09200	9	13	54	16	110	60	2.0
SS-CPK13385	13	16	70	22	160	90	3.85
SS-CPK16500	16	18	85	22	160	90	6.0.
SS-CPK18800	18	22	115	26	180	100	8.0



A18 椭圆链 Oval link chain

Size	Dia mm
12	2.8
11	3.0
11-S	3.0
10GA	3.2
8GA	3.8
6GA	4.0
4GA	6.3



A19 锁链 Security Chain

Chain	Cutting Force	Inside Height	Thickness	Inside Width
6KS	4 Tons	1 1/8"	1/4"	3/8"
8KS	6 Tons	1 3/8"	5/16"	1/2"
10KS	8 Tons	1 1/2"	3/8"	5/8"
12KS	10 Tons	2 1/4"	1/2"	3/4"
14KS	12 Tons	2 "	9/16"	3/4"



A20 花篮链 Flower Pot chain

A21 秋千链 Swing chain



B.不焊接链条 Weldless Chain

B1.美国标准编结链条
USA STANDARD DOUBLE LOOP CHAIN

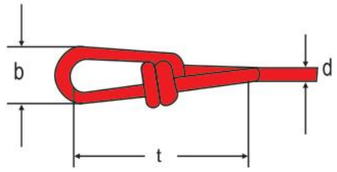

ITEM NO.	DIAMETER (d)mm	INSIDE LENGTH (t)mm	OUTSIDE WIDTH (b)mm	WEIGHT PER 100FT kg
5	1.6	23.40	7.0	1.8
4	1.8	24.40	8.0	2.2
4L	1.8	30.50	8.0	1.96
3	2.0	28.00	9.0	3.0
3Z	2.0	36.30	9.0	2.6
3L	2.0	38.00	10.5	2.6
2	2.3	34.00	10.0	3.5
1	2.7	39.50	12.0	4.5
1Z	2.7	49.00	13.5	4.2
1L	2.7	52.00	12.0	4.2
1/0	3.0	45.50	14.0	5.7
1/0L	3.0	56.00	14.0	5.2
2/0	3.4	46.50	15.5	7.5
2/0Z	3.4	53.00	15.5	7.0
2/0L	3.4	57.00	15.5	7.0
3/0	3.8	55.50	17.0	9.4
4/0	4.1	56.00	19.0	11.0
6/0	4.9	74.00	21.0	15.7

B2.德国标准编结链条
DIN5686 KNOTTED CHAIN

NO.	DIAMETER (d)mm	INSIDE LENGTH (t)mm	OUTSIDE WIDTH (b)mm	BREAKING LOAD kg	WEIGHT PER 100M kg
14	1.4	21.0	6.5	16	4.2
16	1.6	23.0	7.0	22	6.0
20	1.8	26.0	8.0	30	7.3
22	2.0	28.0	9.0	40	9.0
25	2.2	31.0	10.0	50	11.0
27	2.5	35.0	11.0	70	14.0
30	2.8	39.0	12.5	90	17.0
32	3.1	41.0	14.0	120	21.0
35	3.4	44.0	15.0	140	26.0
40	3.8	46.0	17.0	160	34.0
45	4.2	50.0	19.0	170	41.0
50	4.6	55.0	20.5	180	50.0
55	5.0	60.0	22.5	190	57.0

Ferigging®

B3. 八字链
JACK CHAIN

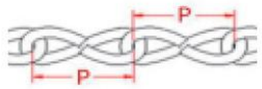



TRADE SIZE	MATERIAL SIZE		NOMIAL INSIDE LENGTH(P)		APPOX WGT PER 100ft		WORKING LOAD LIMIT				MINIMUM BRAKING FORCE			
							Steel		Brass		Steel		Brass	
	in	mm	in	mm	lbs	kg	lbs	kg	lbs	kg	lbs	Kn	lbs	Kn
20	0.034	0.9	0. 30	7. 6	1.0	1	3	1	2	1	12	0.1	8	0.1
18	0.047	1.2	0. 39	9. 9	1.7	1	5	2	4	2	20	0.1	15	0.1
16	0.062	1.6	0. 50	12. 7	2.9	1	10	5	8	4	40	0.2	30	0.1
14	0.080	2.0	0. 63	16. 0	4.8	2	16	7	11	5	65	0.3	45	0.2
12	0.105	2.7	0. 75	19. 1	8.5	4	29	13	20	9	115	0.5	80	0.4
10	0.135	3.4	0. 93	23. 6	14.0	6	43	20	34	15	170	0.8	135	0.6
8	0.162	4.1	1. 09	27. 7	21.0	10	60	27	43	20	240	1.1	170	0.8
6	0.192	4.9	1. 24	31. 5	30.0	14	88	40	66	30	350	1.6	265	1.2

B4.双钩八字链
DOUBLE JACK CHAIN



Trade Size	Wire Diameter. Inches	Average Tensile Strength, LBS	Average LBS Per 100FT	Average Feet Per 100LBS

		steel	brass	steel	brass	steel	brass
20	.035	12	9	1.2	1.3	8405	7635
18	.047	25	20	2.4	2.6	4220	3830
16	.063	45	30	3.8	4.1	2665	2420
14	.080	70	50	8.4	9.2	1195	1085
12	.106	130	90	11.5	12.7	870	795
10	.135	205	145	19.0	20.1	525	480

B5. 瓜子链
Sash Chain

Size	Materical Size	
	mm	inch
8	0.9	0.035
25	1.1	0.043
30	0.7	0.028
35	0.9	0.035
40	1.1	0.043
45	1.3	0.051
50	1.5	0.059



B6. 梅花链
Cathedral Chain

Size	Dia
	mm
#30	2.0*2.0
#31	2.2*2.2
#32	2.8*2.8
#33	3.0*3.0



C.不锈钢链条
Staniless Steel Link Chain Sus304/316



C1.日本标准 JAPANESE STANDARD

DIN mm	INSIDE LENGTH mm	INSIDE WIDTH mm	WEIGHT/M kg
2	12	3.5	0.07
3	24	5	0.15
3	19	5	0.16
4	26	6	0.27
4	20	6	0.29
5	27	7	0.44
5	20	7	0.49
5.5	30	8	0.54
5.5	24	10	0.60
6	31	9	0.65
6	24	9	0.72
7	37	10	0.88
7	28	10	0.96
8	38	11	1.18
8	32	12	1.27
9	39	13	1.55
9	36	14	1.61
10	42	15	1.95
12	54	20	2.77
12	48	19	2.88

C2.DIN766标准不锈钢链条 DIN766 STANDARD

2	12	3.5	0.07
3	16	5	0.163
4	16	5	0.32
5	18.5	6	0.50
6	18.5	7.2	0.80
7	22	8.4	1.10
8	24	9.6	1.40
9	27	10.8	1.80
10	28	12	2.30
11	31	13.2	2.68
12	36	14.6	3.11
13	36	15.6	3.80
16	45	19.2	5.70

C3.DIN 5685 短环不锈钢链条 DIN5685 STANDARD

2	12	4	0.071
2.5	14	5	0.114
3	10	6	0.165
3.5	18	7	0.23
4	19	8	0.30
5	21	10	0.50
6	24	12	0.73
7	28	14	1.00
8	32	16	1.30
9	36	18	1.65
10	40	20	2.05
12	48	24	2.9
13	52	26	3.45

C4.DIN763标准（DIN5685长环与此相同）
DIN 763(DIN5685C) STANDARD

DIN mm	INSIDE LENGTH mm	INSIDE WIDTH mm	WEIGHT/M kg
2	22	4	0.061
2.5	24	5	0.10
3	26	6	0.15
3.5	28	7	0.20
4	32	8	0.27
4.5	34	9	0.35
5	35	10	0.43
6	42	12	0.63
7	49	14	0.86
8	52	16	1.10
9	59	18	1.41
10	65	20	1.75
13	82	26	2.95
16	100	32	4.45

C5.韩国标准不锈钢链条 KOREAN STANDARD

3	23	5.3	0.15
4	22	7.5	0.30
5	23.7	8.3	0.47
6	27.3	10	0.70
7	31	12	0.95
8	35	13.7	1.25
9	39	15.2	1.58
12	38	18	3.13

C6.澳大利亚标准不锈钢链条 AUSTRALIAN STANDARD

4	18.6	8	0.32
5	22	9.4	0.50
6	26	11.5	0.72
8	32.2	13.5	1.28
10	39	16.2	2.06
12	46	20	2.94
13	49.1	20.1	3.36
16	59.6	24.5	4.95

C7.美国ASTM80标准不锈钢链条ASTM80 STANDARD

DIN		INSIDE LENGTH	INSIDE WIDTH	WEIGHT/M
in	mm	mm	mm	kg
1/8	4	23	7	0.29
3/16	5.5	24	10.2	0.60
1/4	7	25.4	12.5	1.07
5/16	8.7	27.9	12.7	1.57
3/8	10	31.2	15.17	2.30
1/2	13.5	39.6	18.2	4.0
5/8	16.7	49	25.5	6.04

C8.美国NACM90不锈钢链条 NACM90 STANDARD

1/8	4	23	7	0.29
3/16	5.5	24	10.2	0.60
1/4	7	29.3	11	0.98
5/16	8	32.5	12.4	1.28
3/8	10	34.5	14	2.12
1/2	13	45.5	19.8	3.61
5/8	16	54	21.5	5.34

Ferigging®

D.动物链条 Animal Chain
D1.编结链条
DOUBLE LOOP CHAIN STYLE

SPECIFICATION			NET WEIGHT PER DOZ	QNTY PER BOX	QNTY PER CARTON	PACKING MEASUREMENT
ITEM NO.	DIA m/m	LENGTH FEET	kg	dozen		cm
16	1.6	6	1.64	1	24	39×38.5×25.5
20	1.8	6	1.91	1	16	39×38.5×18
22	2.0	6	2.36	1	16	39×38.5×21
25	2.3	6	3.13	1/2	12	39×38.5×25.5
30	2.7	6	4.07	1/2	8	39×38.5×18
35	3.0	6	4.82	1/2	8	39×38.5×21
40	3.2	6	5.48	1/4	4	39×38.5×18
45	3.8	6	7.49	1/4	4	39×38.5×21
50	4.2	6	8.80	1/4	4	39×38.5×21

D2.圆环链 LINK CHAIN

DIA		INSIDE LENGTH mm	OUTSIDE WIDTH mm	LENGTH PER PC FEET	WEIGHT PER DOZ kg	QUANTITY PER CASE dozen
in	mm					
1/8	3.2	16	12	6	4.4	10
5/32	4.0	18.5	14.5	6	6.9	8
3/16	4.7	19	17	6	9.7	5

Size	Width mm	Length cm	Hold Pet Up To kg	Weight g
S	2.0	120	30	127
M	3.0	120	40	253
L	4.0	120	50	420



Size	Length	Suitable for dog'sneck
M	19 " X2.5mm	neck 15"
L	22 " X3.0mm	neck 18"
L+	24 " X3.5mm	neck 20"
XL	26 " X4.0mm	neck 22"









E.结扣 "C"型环 外丝吊环 内丝吊环
Connection Link/ "C" Link /Eye Bolt/ Eye Nut

1:Connection Link



D(mm)	A(mm)	B(mm)	working load(kg)
2	12. 2	3. 3	3
2. 5	14	4. 5	5
3	19	5. 4	7
4	26	6. 2	15
5	27	8	20
6	30	11	30
8	38	12	50

2:"C" Link

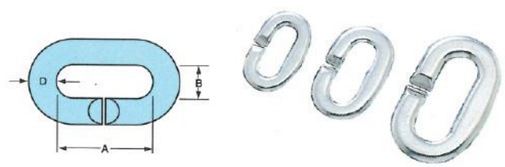

D(mm)	A(mm)	B(mm)	working load(kg)
5	20	8	20
6	24	9	30
8	32	12	50
9	36	13	100
11	44	17	150

3:Eye Bolt

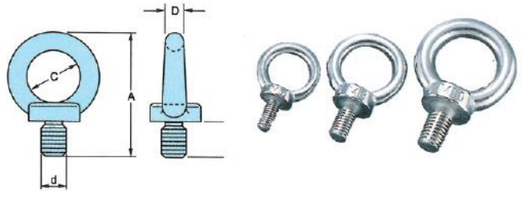

A(mm)	B(mm)	C(mm)	D(mm)	d(mm)
31	9	16	5	M6
39	12	20	6	M8
48.5	15	25	8	M10
61	19	30	10	M12
72	23	36	12.5	M16

4:Eye Nut

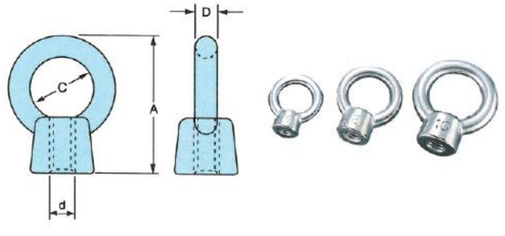

A(mm)	C(mm)	D(mm)	d(mm)
28	16	5	M6
33	20	6	M8
41	25	8	M10
51	30	10	M12
60	35	12.5	M16

F.卸扣：D型 拱型 长形卸扣
Shakle:"D"Shakle /Bow Shakle/Long"D"Shakle

1:"D"Shakle

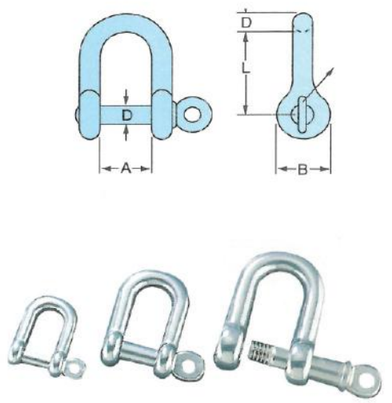

D(mm)	L(mm)	A(mm)	B(mm)	working load(kg)
4	16	8	8	50
5	20	10	10	80
6	24	12	12	100
8	32	16	16	200
10	40	20	20	300

2:Bow Shakle

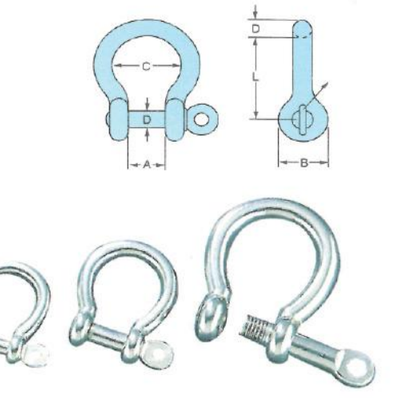

D(mm)	L(mm)	A(mm)	B(mm)	C(mm)	working load(kg)
4	20	8	8	14	50
5	25	10	10	17	80
6	30	12	12	21	100
8	40	16	16	28	200
10	50	20	20	34	300

3:LONG "D" SHAKLE



D(mm)	L(mm)	A(mm)	B(mm)	working load(kg)
4	32	8	8	50
5	40	10	10	70
6	48	12	12	100
8	64	16	16	200
10	80	20	20	300

G.拉紧器 Load Binder

1.杠杆式拉紧器 Standard Load Binder



Min–Max chain size(in.)	Working load limit (lbs.)	Breaking load limit(lbs.)	Handle length(in.)	Weight Each(kg)
1/4 ~ 5/16	2600	7800	11.8	1.50
5/16 ~ 3/8	5400	19000	16.0	3.65
3/8 ~ 1/2	9200	33000	17.7	5.62
1/2 ~ 5/8	13000	46000	21.0	9.85

2.棘轮式拉紧器 Ratchet Type Load Binder



Min–Max chain size(in.)	Working load limit (lbs.)	Breaking load limit(lbs.)	Handle length(in.)	Weight Each(kg)
1/4 ~ 5/16	2200	7800	9.1	1.73
5/16 ~ 3/8	6600	26000	15.5	4.70
3/8 ~ 1/2	9200	33000	15.5	5.34
1/2 ~ 5/8	13000	46000	15.5	6.85

3.横担钩 Tension Lever



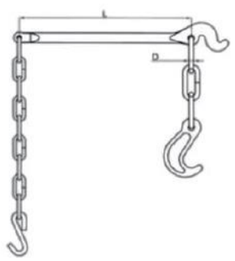

B.L. KN	Weight kg	D mm	L mm
100	4	12	480
150	4.5	13	485
200	6	14	496

Ferigging®

H.钢丝绳 Steel wire Rope

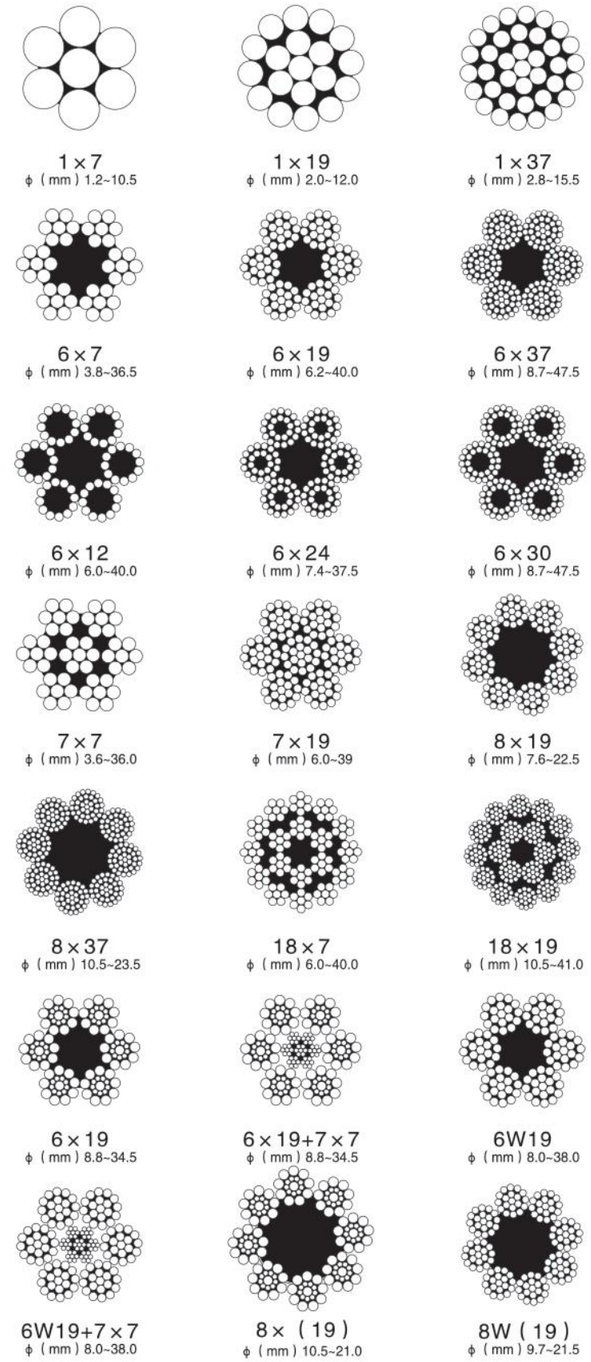

PRODUCTS











OUR WORKSHOP



















检测设备 Checkout Equipment











一流的工艺和检测

Big-league technics and deck

